



TrimLine[®]
WINDOWS INCORPORATED

Ginkgo Industrial Park
50 Louise Drive • Ivyland, PA 18974
215.672.5233 • 800.213.6100
Fax 215.674.9324
www.trimlinewindows.com

ORDER FORM

PARK-VUE PATIO DOORS

PO#:
Date:


Bill To:	Ship To: (Branch Location Only)
Address:	
State:	Zip:

Qty.	Park-Vue Door Code	Park-Vue Clad Color	Glass	Grid Type	Screen Y/N	Hardware Type	Handling (see other side)	Other

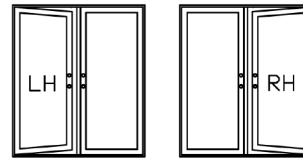
NOTE: All door frames are shipped knock down (unassembled)

Special Instructions:

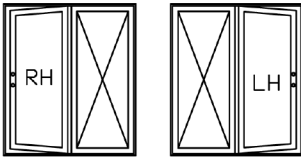
OUTSIDE LOOKING IN (OSLI)



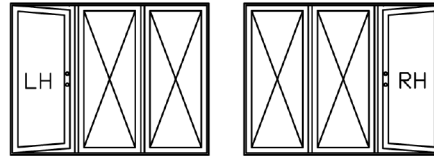
Single



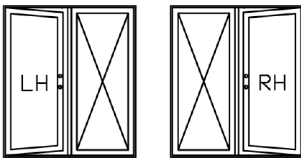
True French




Mull Hinged



Jamb Hinged Triple




Jamb Hinged



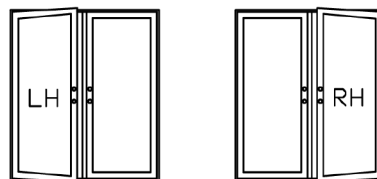
Mull Hinged Triple (EndSwing)

IN SWING

OUTSIDE LOOKING IN (OSLI)



Single



True French

OUTSWING